

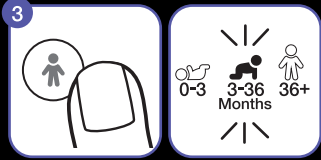


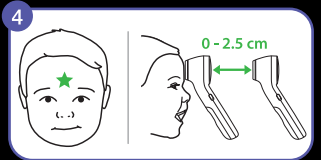
## How to use?


### Taking an individual's temperature


- 

Remove protective cap
- 

Press power button
- 




Set age range
- 

Position between eyebrows and hold on forehead OR up to 2.5 cm (1 inch) away from forehead.
- 

Yellow light will show you where you are aiming.
- 

Press temperature button


### 6 Read temperature

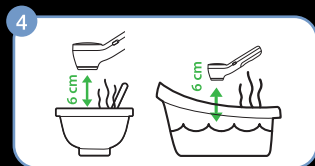
	Normal	Moderate fever	High fever
Age range			
0* - 3 Months	$\geq 35.8 - \leq 37.4^{\circ}\text{C}$		$> 37.4^{\circ}\text{C}$
> 3 - 36 Months	$\geq 35.4 - \leq 37.6^{\circ}\text{C}$	$> 37.6 - \leq 38.5^{\circ}\text{C}$	$> 38.5^{\circ}\text{C}$
> 36 Months - adult	$\geq 35.4 - \leq 37.7^{\circ}\text{C}$	$> 37.7 - \leq 39.4^{\circ}\text{C}$	$> 39.4^{\circ}\text{C}$

\* 0 months is defined as having a gestational age of greater than or equal to 37 calendar weeks at birth.

### Taking a food & bath temperature


Follow step 1 and 2

- 

Press the food and bath button and water drop icon appears on display screen.
- 

Position up to 6 cm (2.5 inches) from food or bath water. Do not submerge.

NOTE: When measuring food or bath water temperatures, the thermometer must be aimed directly at the food or bath water. Keep out of direct line of the steam, steam will impact the reading by fogging over the sensor. Do not aim at the sides of the container as this will impact the measurement.

- 


Press temperature button

NOTE: Each time you power on, the thermometer will default to human temperature mode.

# BRAUN



No touch + forehead thermometer



NEW



No touch + forehead mode



AgeSmart™ age-adjustable fever guidance



Food & bath mode

## Features

### Quick and easy interpretation



Color-coded display with AgeSmart™



2-seconds measurement

### Night-time use



Backlit display for night-time reading



Silent mode

### Supported features for easy positioning



Yellow guidance light



Guidance system with proximity sensor

### Food & bath mode



Also measures food, object or liquid temperature

## How does it work

The No touch + forehead thermometer makes temperature taking easier, faster and stress-free.

The unique dual technology means that you can take temperature two ways - by placing the thermometer on the forehead, and also by holding the thermometer in front of the forehead using the no touch mode.

Designed for the whole family, with no touch mode being ideal to conveniently monitor temperature without having to disturb your child and touch mode for comfortable self-measurement.

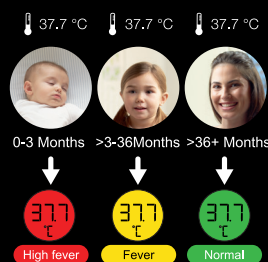


No touch mode Forehead mode

## AgeSmart™ technology

The age-adjustable fever guidance that takes the guesswork out of interpreting temperature for the whole family.

Clinical research shows that the definition of fever changes with a child's age<sup>1</sup>. Many parents and guardians are not aware of this. What is fever in a newborn can be a normal temperature in a four-year-old. To help them interpret a child's temperature at first sight, Braun has developed unique AgeSmart™ technology.



Simply select your child's age and the color-coded display will help you understand the results and act accordingly - green (normal temperature), yellow (moderate fever) and red (high fever).

1. Herzog L, Phillips S. Addressing Concerns About Fever, Clinical Pediatrics, 2011; 50(5): 383-390.

## What is fever?

If your body temperature is consistently above your normal temperature range\*\*, you are said to have fever. Fever is a defense mechanism the body uses to fight infections. However, fever alone isn't an illness, it's a symptom.

\*\* Practice taking temperatures on yourself to determine the normal temperature range.

## Temperature taking hints

- Let the thermometer and individual being measured acclimate to the temperature of the room in which the measurement will be taken.
- Thermometer needs to acclimate to the room temperature for 10 minutes before taking a measurement.
- The individual being measured should be indoors for 30 minutes before taking a measurement. External temperature can impact skin temperature.

BraunHealthcareMY  
[www.braunhealthcare.com](http://www.braunhealthcare.com)

Certain trademarks used under license from The Procter & Gamble Company or its affiliates.  
AgeSmart™ is a trademark of Helen of Troy Limited and/or its affiliates.  
© 2019 All rights reserved.

Distributor:  
Pharmaforte (Malaysia) Sdn. Bhd.  
2, Jalan PJU 3/49, Sunway Damansara,  
47810 Petaling Jaya,  
Selangor Darul Ehsan,  
Malaysia.  
Tel: 603-7803 6998